



Test reports

for

BARRISOL[®] stretched ceilings

Version May 2009

Sound absorption coefficient according to ISO 354, DIN EN ISO 11654, ASTM C 423

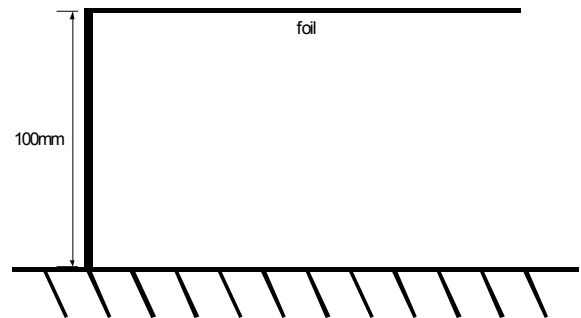
On behalf of: Normalu S.A., Rue du Sipes, 68680 Kembs

Object:

BARRISOL® unperforated white

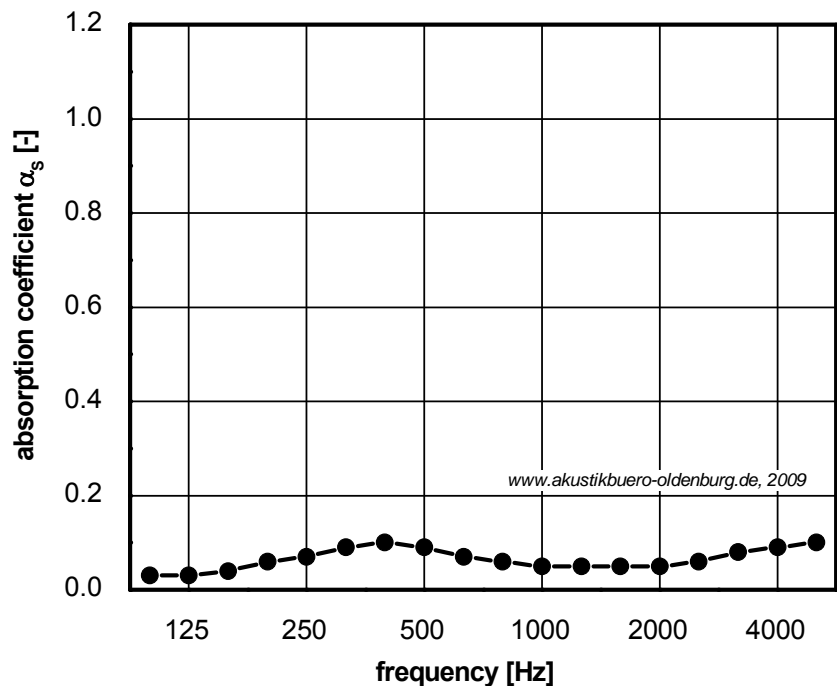
Assembly:

- 100 mm distance to the floor
- Sides tightly closed



Sound absorption coefficient α_s according to DIN EN ISO 354

Frequency [Hz]	α_s [-]
100	0.03
125	0.03
160	0.04
200	0.06
250	0.07
315	0.09
400	0.10
500	0.09
630	0.07
800	0.06
1000	0.05
1250	0.05
1600	0.05
2000	0.05
2500	0.06
3150	0.08
4000	0.09
5000	0.10



Practical Sound absorption coefficient α_p according to DIN EN ISO 11654

Frequency [Hz]	α_p [-]
125	0.05
250	0.05
500	0.10
1000	0.05
2000	0.05
4000	0.10

NRC = 0.05

SAA = 0.07

$\alpha_w = 0.10$

Not classified

Rev. chamber: FH-Bochum

Date: 10.02.2004

Volume: 203 m³

Specimen size: 12 m²

Temperature: 19°C

Humidity: 36 %



Akustikbüro Oldenburg

Dr. Christian Nocke

p01-Unperf_100_Bo200402BL25

Oldenburg, May 7th, 2009

Signature:

Sound absorption coefficient according to ISO 354, DIN EN ISO 11654, ASTM C 423

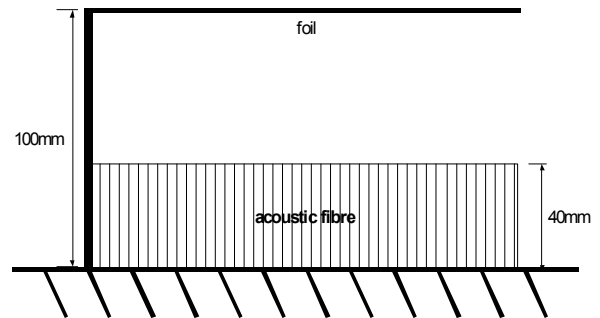
On behalf of: Normalu S.A., Rue du Sipes, 68680 Kembs

Object:

BARRISOL® unperforated white

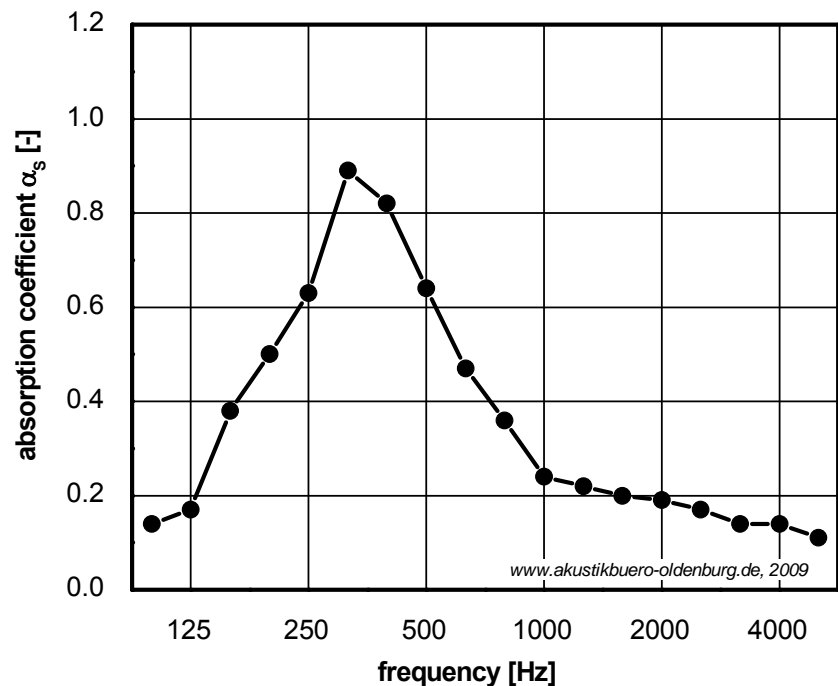
Assembly:

- 100 mm distance to the floor
- 45 mm acoustic fibre
- Sides tightly closed



Sound absorption coefficient α_s according to DIN EN ISO 354

Frequency [Hz]	α_s [-]
100	0.14
125	0.17
160	0.38
200	0.50
250	0.63
315	0.89
400	0.82
500	0.64
630	0.47
800	0.36
1000	0.24
1250	0.22
1600	0.20
2000	0.19
2500	0.17
3150	0.14
4000	0.14
5000	0.11



Practical Sound absorption coefficient α_p according to DIN EN ISO 11654

Frequency [Hz]	α_p [-]
125	0.25
250	0.65
500	0.65
1000	0.25
2000	0.20
4000	0.15

NRC = 0.45
SAA = 0.44
 $\alpha_w = 0.25$ (LM)
Sound Absorption Class E

Rev. chamber: FH-Bochum
Date: 10.02.2004
Volume: 203 m³
Specimen size: 12 m²
Temperature: 19°C
Humidity: 36 %



Akustikbüro Oldenburg

Dr. Christian Nocke

p02-Unperf_100mw40_Bo200402Bl22

Oldenburg, May 7th, 2009

Signature:

Sound absorption coefficient according to ISO 354, DIN EN ISO 11654, ASTM C 423

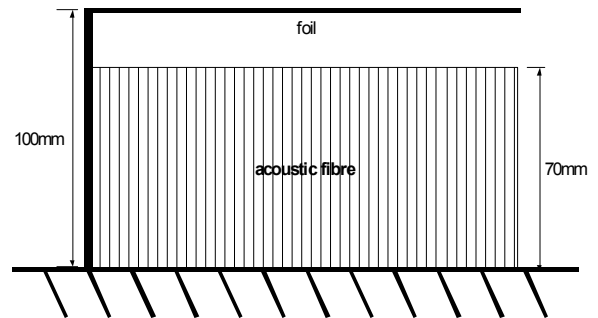
On behalf of: Normalu S.A., Rue du Sipes, 68680 Kembs

Object:

BARRISOL® unperforated white

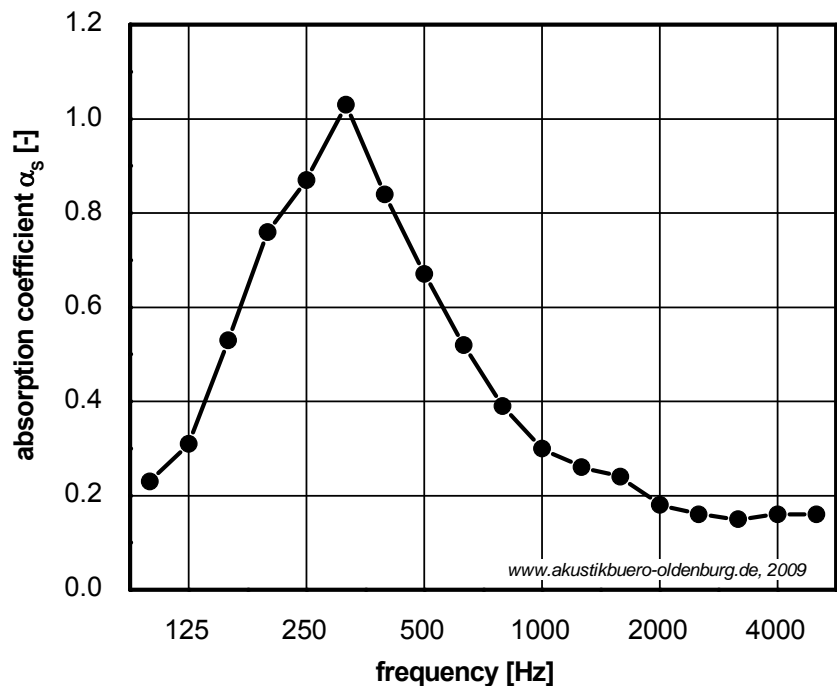
Assembly:

- 100 mm distance to the floor
- 70 mm acoustic fibre
- Sides tightly closed



Sound absorption coefficient α_s according to DIN EN ISO 354

Frequency [Hz]	α_s [-]
100	0.23
125	0.31
160	0.53
200	0.76
250	0.87
315	1.03
400	0.84
500	0.67
630	0.52
800	0.39
1000	0.30
1250	0.26
1600	0.24
2000	0.18
2500	0.16
3150	0.15
4000	0.16
5000	0.16



Practical Sound absorption coefficient α_p according to DIN EN ISO 11654

Frequency [Hz]	α_p [-]
125	0.35
250	0.90
500	0.70
1000	0.30
2000	0.20
4000	0.15

NRC = 0.50
SAA = 0.52
 $\alpha_w = 0.25$ (LM)
Sound Absorption Class E

Rev. chamber: FH-Bochum
Date: 10.02.2004
Volume: 203 m³
Specimen size: 12 m²
Temperature: 19°C
Humidity: 36 %



Akustikbüro Oldenburg

Dr. Christian Nocke

p03-Unperf_100mw70_Bo200402BL28

Oldenburg, May 7th, 2009

Signature:

Sound absorption coefficient according to ISO 354, DIN EN ISO 11654, ASTM C 423

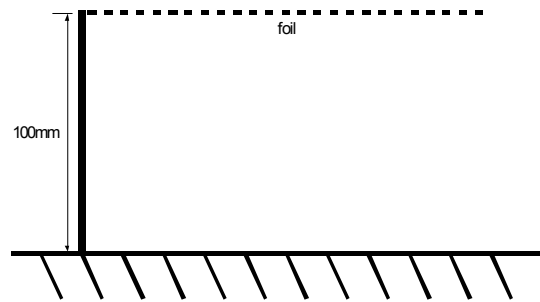
On behalf of: Normalu S.A., Rue du Sipes, 68680 Kembs

Object:

BARRISOL® Type A10 Microperf

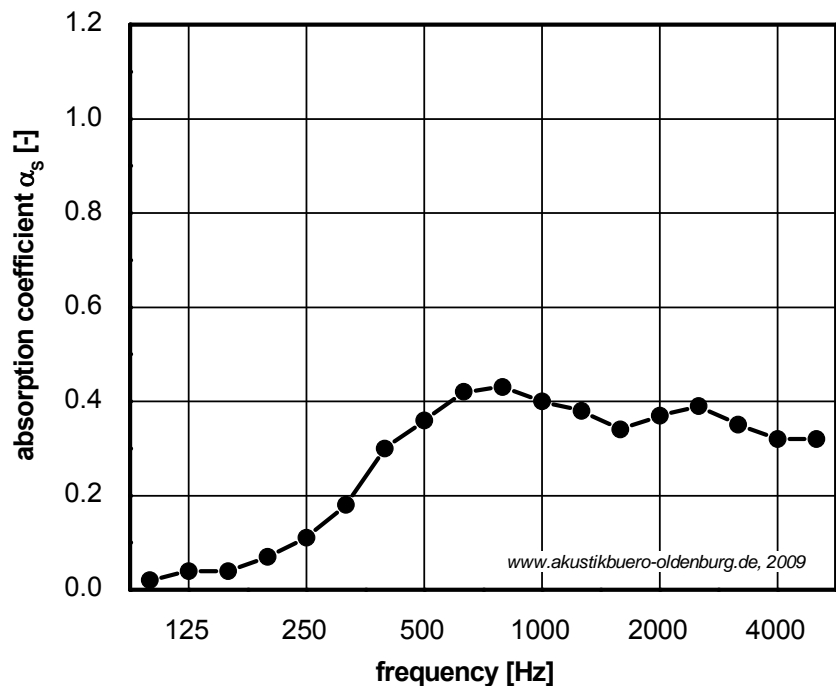
Assembly:

- 100 mm distance to the floor
- Sides tightly closed



Sound absorption coefficient α_s according to DIN EN ISO 354

Frequency [Hz]	α_s [-]
100	0.02
125	0.04
160	0.04
200	0.07
250	0.11
315	0.18
400	0.30
500	0.36
630	0.42
800	0.43
1000	0.40
1250	0.38
1600	0.34
2000	0.37
2500	0.39
3150	0.35
4000	0.32
5000	0.32



Practical Sound absorption coefficient α_p according to DIN EN ISO 11654

Frequency [Hz]	α_p [-]
125	0.05
250	0.10
500	0.35
1000	0.40
2000	0.35
4000	0.35

NRC = 0.30
SAA = 0.31
 $\alpha_w = 0.35$
Sound Absorption Class D

Rev. chamber: FH Bochum
Date: 12.09.2006
Volume: 203 m³
Specimen size: 12 m²
Temperature: 22°C
Humidity: 54 %



Akustikbüro Oldenburg

Dr. Christian Nocke

p04II-A10_100_Bo200609M26

Oldenburg, May 7th, 2009

Signature:

Sound absorption coefficient according to ISO 354, DIN EN ISO 11654, ASTM C 423

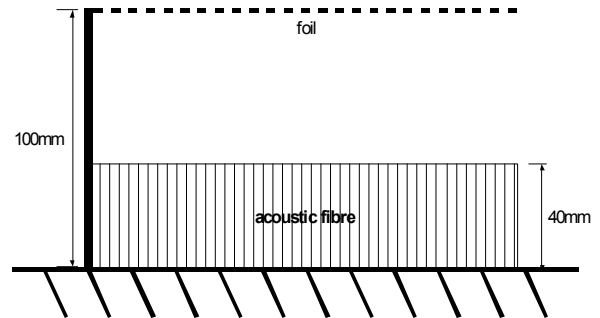
On behalf of: Normalu S.A., Rue du Sipes, 68680 Kembs

Object:

BARRISOL® Type A10 Microperf

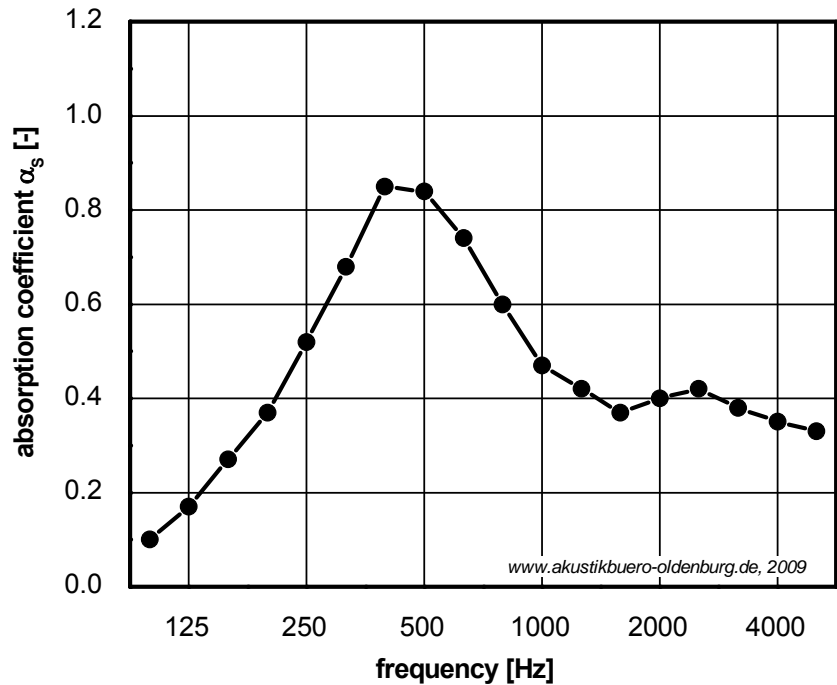
Assembly:

- 100 mm distance to the floor
- 40 mm acoustic fibre
- Sides tightly closed



Sound absorption coefficient α_s according to DIN EN ISO 354

Frequency [Hz]	α_s [-]
100	0.10
125	0.17
160	0.27
200	0.37
250	0.52
315	0.68
400	0.85
500	0.84
630	0.74
800	0.60
1000	0.47
1250	0.42
1600	0.37
2000	0.40
2500	0.42
3150	0.38
4000	0.35
5000	0.33



Practical Sound absorption coefficient α_p according to DIN EN ISO 11654

Frequency [Hz]	α_p [-]
125	0.20
250	0.50
500	0.80
1000	0.50
2000	0.40
4000	0.35

NRC = 0.55
SAA = 0.56
 $\alpha_w = 0.45$ (LM)
Sound Absorption Class D

Rev. chamber: FH-Bochum
Date: 15.04.2005
Volume: 203 m³
Specimen size: 12 m²
Temperature: 20°C
Humidity: 44 %



Akustikbüro Oldenburg

Dr. Christian Nocke

p05-A10_100mw40_Bo200504BI05

Oldenburg, May 7th, 2009

Signature:

Sound absorption coefficient according to ISO 354, DIN EN ISO 11654, ASTM C 423

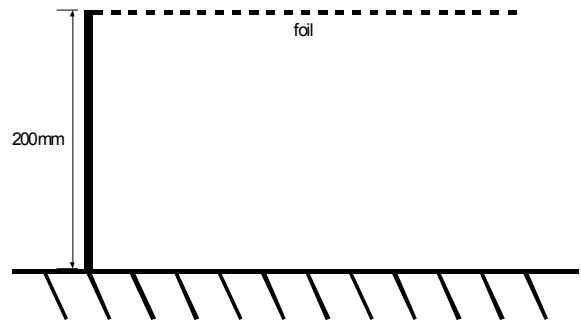
On behalf of: Normalu S.A., Rue du Sipes, 68680 Kembs

Object:

BARRISOL® Type A10 Microperf

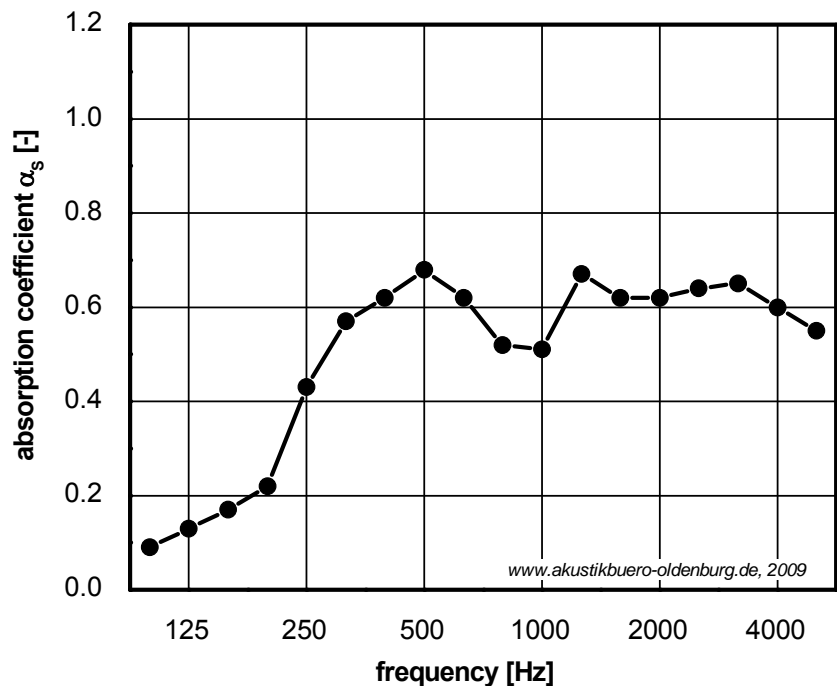
Assembly:

- 200 mm distance to the floor
- Sides tightly closed



Sound absorption coefficient α_s according to DIN EN ISO 354

Frequency [Hz]	α_s [-]
100	0.09
125	0.13
160	0.17
200	0.22
250	0.43
315	0.57
400	0.62
500	0.68
630	0.62
800	0.52
1000	0.51
1250	0.67
1600	0.62
2000	0.62
2500	0.64
3150	0.65
4000	0.60
5000	0.55



Practical Sound absorption coefficient α_p according to DIN EN ISO 11654

Frequency [Hz]	α_p [-]
125	0.15
250	0.40
500	0.65
1000	0.55
2000	0.65
4000	0.60

NRC = 0.55
SAA = 0.56
 $\alpha_w = 0.60$
Sound Absorption Class C

Rev. chamber: ITAP GmbH
Date: 18.07.2007
Volume: 200 m³
Specimen size: 12 m²
Temperature: 22°C
Humidity: 71 %



Akustikbüro Oldenburg

Dr. Christian Nocke

p07-A10_200_OI200707Mess04

Oldenburg, May 7th, 2009

Signature:

Sound absorption coefficient according to ISO 354, DIN EN ISO 11654, ASTM C 423

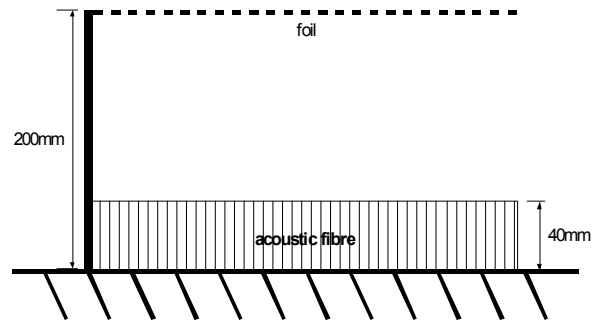
On behalf of: Normalu S.A., Rue du Sipes, 68680 Kembs

Object:

BARRISOL® Type A10 Microperf

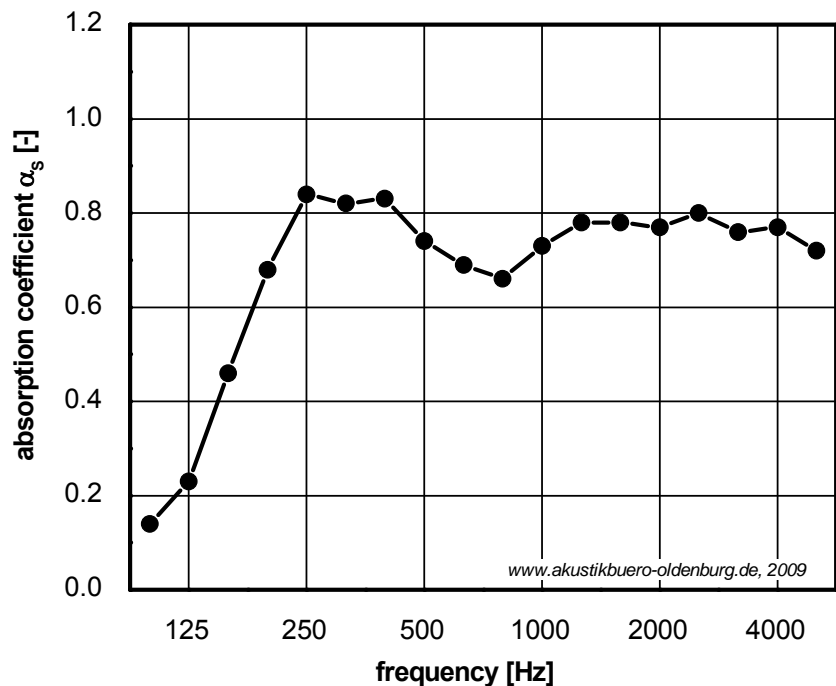
Assembly:

- 200 mm distance to the floor
- 40 mm acoustic fibre
- Sides tightly closed



Sound absorption coefficient α_s according to DIN EN ISO 354

Frequency [Hz]	α_s [-]
100	0.14
125	0.23
160	0.46
200	0.68
250	0.84
315	0.82
400	0.83
500	0.74
630	0.69
800	0.66
1000	0.73
1250	0.78
1600	0.78
2000	0.77
2500	0.80
3150	0.76
4000	0.77
5000	0.72



Practical Sound absorption coefficient α_p according to DIN EN ISO 11654

Frequency [Hz]	α_p [-]
125	0.30
250	0.80
500	0.75
1000	0.70
2000	0.80
4000	0.75

NRC = 0.75
SAA = 0.76
 $\alpha_w = 0.75$ (L)
Sound Absorption Class C

Rev. chamber: ITAP GmbH
Date: 21.08.2009
Volume: 200 m³
Specimen size: 12 m²
Temperature: 19°C
Humidity: 80 %



Akustikbüro Oldenburg

Dr. Christian Nocke

p08-A10_200mw40_OI200808BL14

Oldenburg, May 7th, 2009

Signature:

Sound absorption coefficient according to ISO 354, DIN EN ISO 11654, ASTM C 423

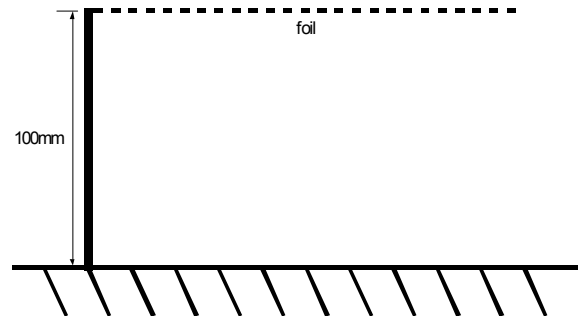
On behalf of: Normalu S.A., Rue du Sipes, 68680 Kembs

Object:

BARRISOL® Type A20 Acoperf

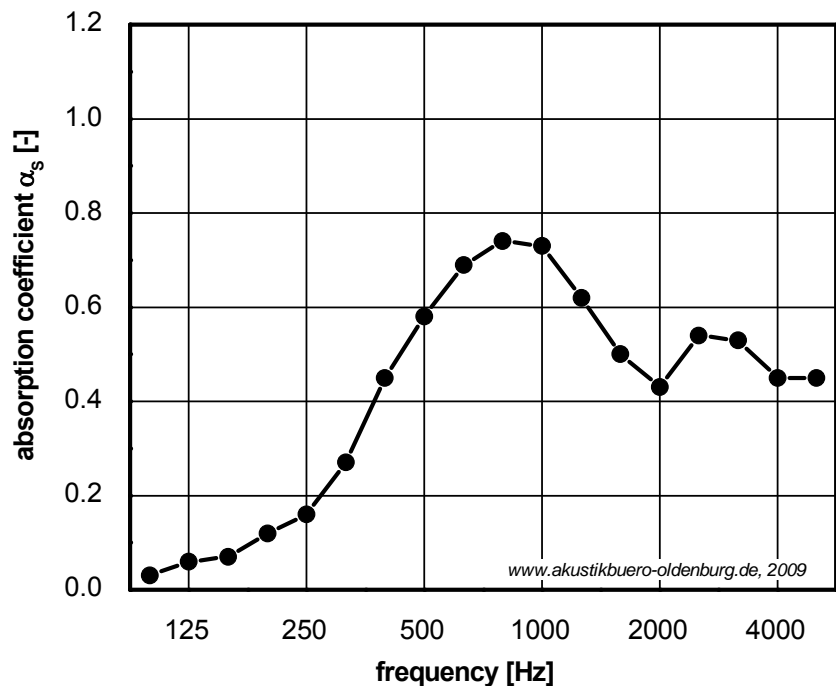
Assembly:

- 100 mm distance to the floor
- Sides tightly closed



Sound absorption coefficient α_s according to DIN EN ISO 354

Frequency [Hz]	α_s [-]
100	0.03
125	0.06
160	0.07
200	0.12
250	0.16
315	0.27
400	0.45
500	0.58
630	0.69
800	0.74
1000	0.73
1250	0.62
1600	0.50
2000	0.43
2500	0.54
3150	0.53
4000	0.45
5000	0.45



Practical Sound absorption coefficient α_p according to DIN EN ISO 11654

Frequency [Hz]	α_p [-]
125	0.05
250	0.20
500	0.55
1000	0.70
2000	0.50
4000	0.50

NRC = 0.50
SAA = 0.49
 $\alpha_w = 0.50$
Sound Absorption Class D

Rev. chamber: FH-Bochum
Date: 11.09.2006
Volume: 203 m³
Specimen size: 12 m²
Temperature: 22°C
Humidity: 54 %



Akustikbüro Oldenburg

Dr. Christian Nocke

p09-A20_100_Bo200609M10

Oldenburg, May 7th, 2009

Signature:

Sound absorption coefficient according to ISO 354, DIN EN ISO 11654, ASTM C 423

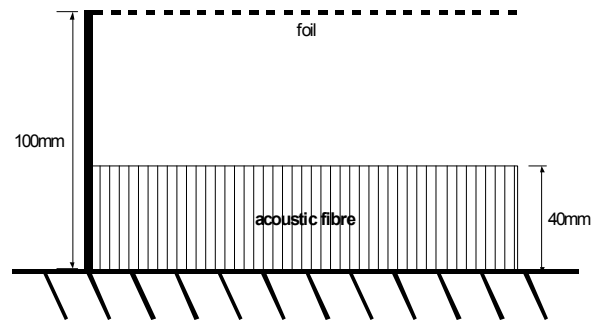
On behalf of: Normalu S.A., Rue du Sipes, 68680 Kembs

Object:

BARRISOL® Type A20 Acoperf

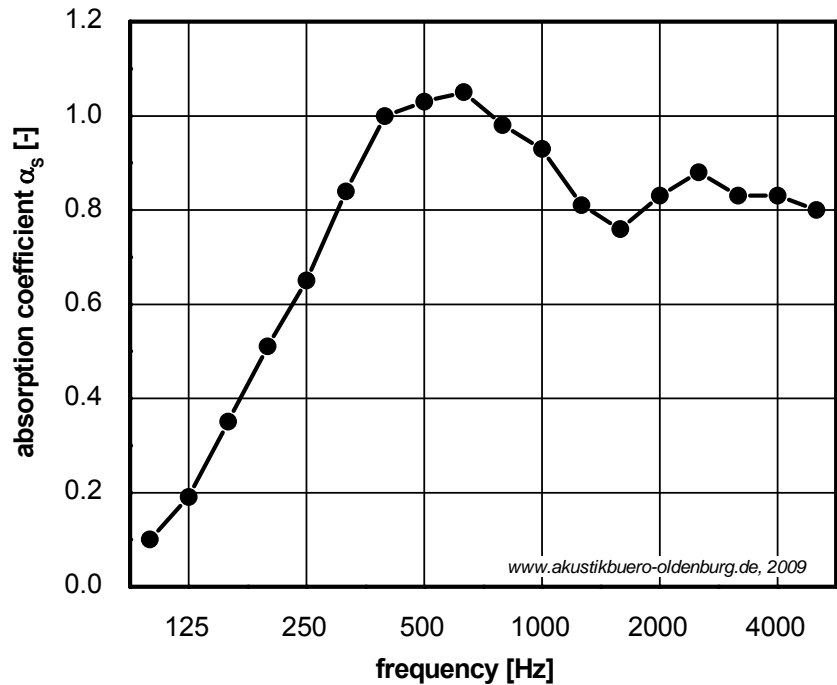
Assembly:

- 100 mm distance to the floor
- 40 mm acoustic fibre
- Sides tightly closed



Sound absorption coefficient α_s according to DIN EN ISO 354

Frequency [Hz]	α_s [-]
100	0.10
125	0.19
160	0.35
200	0.51
250	0.65
315	0.84
400	1.00
500	1.03
630	1.05
800	0.98
1000	0.93
1250	0.81
1600	0.76
2000	0.83
2500	0.88
3150	0.83
4000	0.83
5000	0.80



Practical Sound absorption coefficient α_p according to DIN EN ISO 11654

Frequency [Hz]	α_p [-]
125	0.20
250	0.65
500	1.00
1000	0.90
2000	0.80
4000	0.80

NRC = 0.85
SAA = 0.86
 $\alpha_w = 0.85$
Sound Absorption Class B

Rev. chamber: ITAP GmbH
Date: 21.08.2008
Volume: 200 m³
Specimen size: 12 m²
Temperature: 19°C
Humidity: 80 %



Akustikbüro Oldenburg

Dr. Christian Nocke

p10-A20_100mw40_OI200808BL03

Oldenburg, May 7th, 2009

Signature:

Sound absorption coefficient according to ISO 354, DIN EN ISO 11654, ASTM C 423

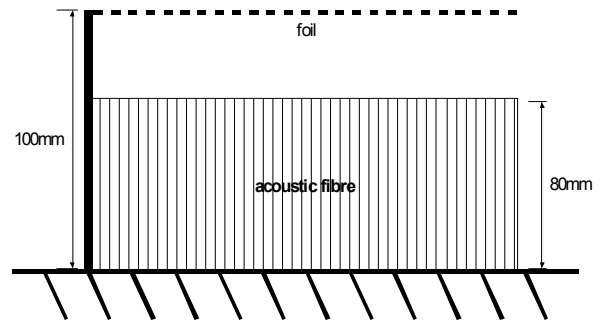
On behalf of: Normalu S.A., Rue du Sipes, 68680 Kembs

Object:

BARRISOL® Type A20 Acoperf

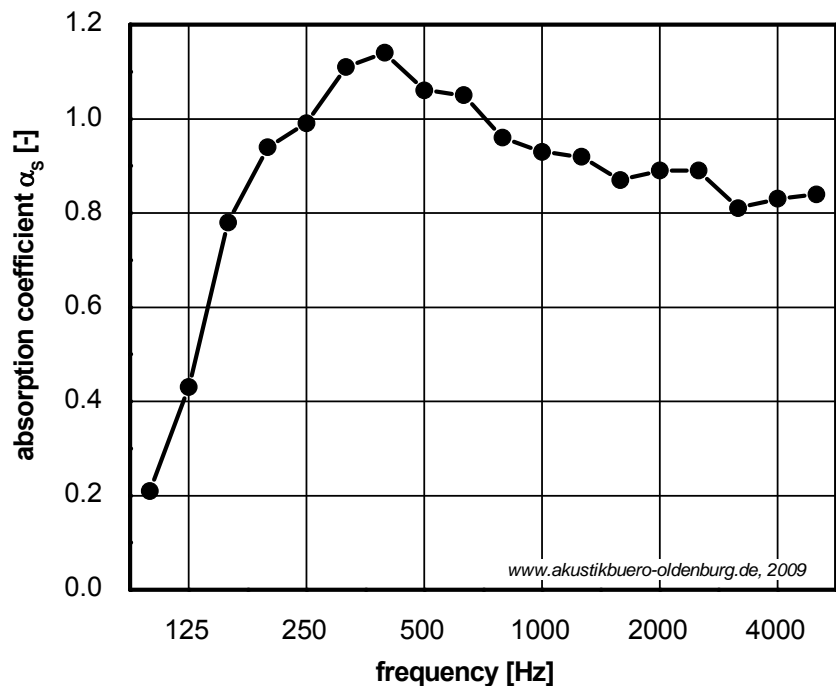
Assembly:

- 100 mm distance to the floor
- 80 mm acoustic fibre
- Sides tightly closed



Sound absorption coefficient α_s according to DIN EN ISO 354

Frequency [Hz]	α_s [-]
100	0.21
125	0.43
160	0.78
200	0.94
250	0.99
315	1.11
400	1.14
500	1.06
630	1.05
800	0.96
1000	0.93
1250	0.92
1600	0.87
2000	0.89
2500	0.89
3150	0.81
4000	0.83
5000	0.84



Practical Sound absorption coefficient α_p according to DIN EN ISO 11654

Frequency [Hz]	α_p [-]
125	0.45
250	1.00
500	1.00
1000	0.95
2000	0.90
4000	0.85

NRC = 0.95
SAA = 0.98
 $\alpha_w = 0.95$ (L)
Sound Absorption Class A

Rev. chamber: ITAP GmbH
Date: 21.08.2008
Volume: 200 m³
Specimen size: 12 m²
Temperature: 19°C
Humidity: 80 %



Akustikbüro Oldenburg

Dr. Christian Nocke

p11-A20_100mw80_OI200808BI12

Oldenburg, May 7th, 2009

Signature:

Sound absorption coefficient according to ISO 354, DIN EN ISO 11654, ASTM C 423

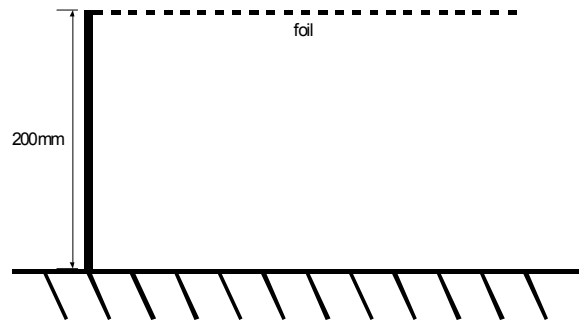
On behalf of: Normalu S.A., Rue du Sipes, 68680 Kembs

Object:

BARRISOL® Type A20 Acoperf

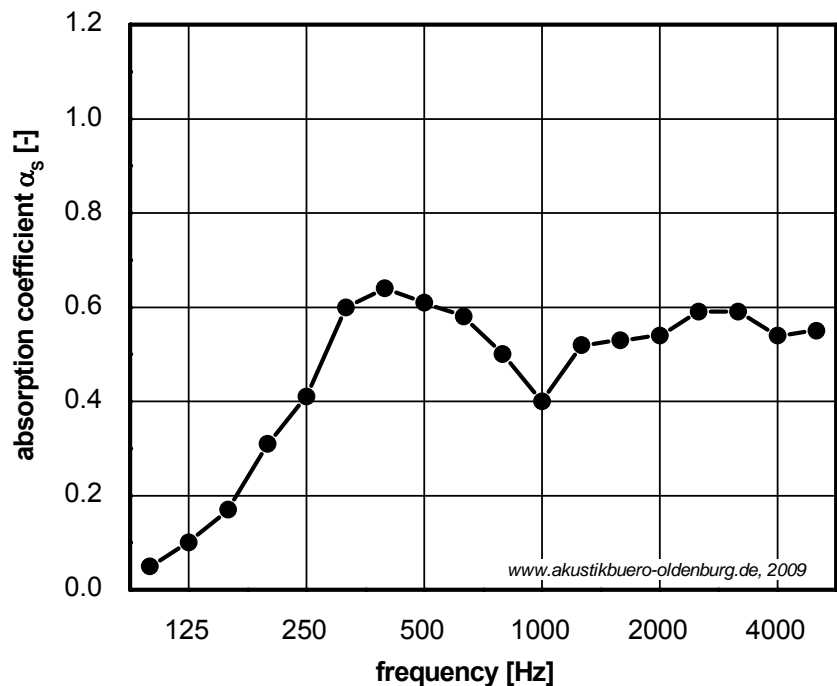
Assembly:

- 200 mm distance to the floor
- Sides tightly closed



Sound absorption coefficient α_s according to DIN EN ISO 354

Frequency [Hz]	α_s [-]
100	0.05
125	0.10
160	0.17
200	0.31
250	0.41
315	0.60
400	0.64
500	0.61
630	0.58
800	0.50
1000	0.40
1250	0.52
1600	0.53
2000	0.54
2500	0.59
3150	0.59
4000	0.54
5000	0.55



Practical Sound absorption coefficient α_p according to DIN EN ISO 11654

Frequency [Hz]	α_p [-]
125	0.10
250	0.45
500	0.60
1000	0.45
2000	0.55
4000	0.55

NRC = 0.50
SAA = 0.52
 $\alpha_w = 0.55$
Sound Absorption Class D

Rev. chamber: ITAP GmbH
Date: 21.08.2008
Volume: 200 m³
Specimen size: 12 m²
Temperature: 19°C
Humidity: 80 %



Akustikbüro Oldenburg

Dr. Christian Nocke

p12-A20_200_OI200808BL20

Oldenburg, May 7th, 2009

Signature:

Sound absorption coefficient according to ISO 354, DIN EN ISO 11654, ASTM C 423

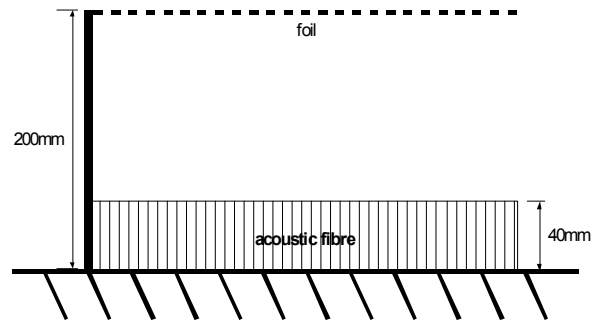
On behalf of: Normalu S.A., Rue du Sipes, 68680 Kembs

Object:

BARRISOL® Type A20 Acoperf

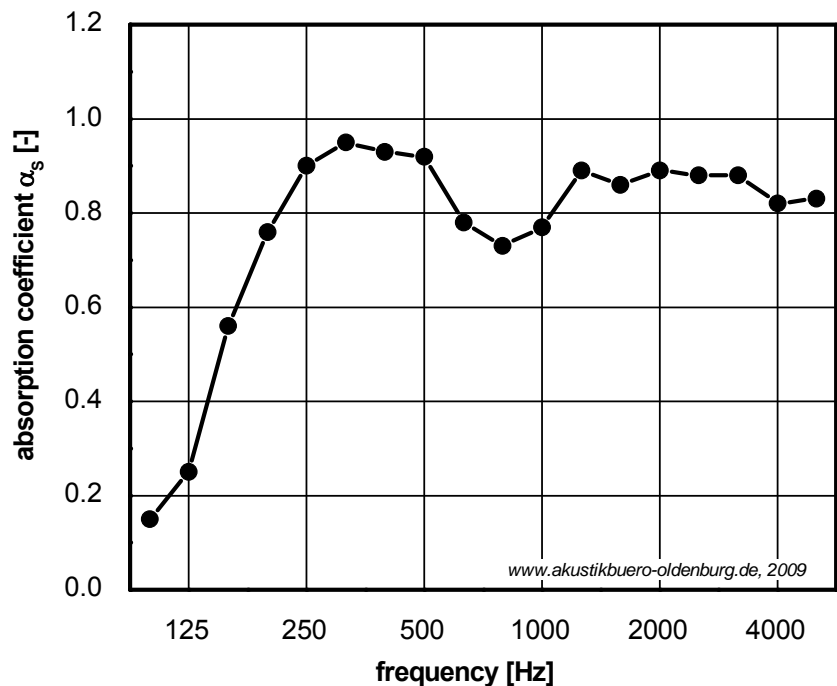
Assembly:

- 200 mm distance to the floor
- 40 mm acoustic fibre
- Sides tightly closed



Sound absorption coefficient α_s according to DIN EN ISO 354

Frequency [Hz]	α_s [-]
100	0.15
125	0.25
160	0.56
200	0.76
250	0.90
315	0.95
400	0.93
500	0.92
630	0.78
800	0.73
1000	0.77
1250	0.89
1600	0.86
2000	0.89
2500	0.88
3150	0.88
4000	0.82
5000	0.83



Practical Sound absorption coefficient α_p according to DIN EN ISO 11654

Frequency [Hz]	α_p [-]
125	0.30
250	0.85
500	0.90
1000	0.80
2000	0.90
4000	0.85

NRC = 0.85
SAA = 0.86
 $\alpha_w = 0.90$
Sound Absorption Class A

Rev. chamber: ITAP GmbH
Date: 21.08.2008
Volume: 200 m³
Specimen size: 12 m²
Temperature: 19°C
Humidity: 80 %



Akustikbüro Oldenburg

Dr. Christian Nocke

p13-A20_200mw40_OI200808BL15

Oldenburg, May 7th, 2009

Signature:

Sound absorption coefficient according to ISO 354, DIN EN ISO 11654, ASTM C 423

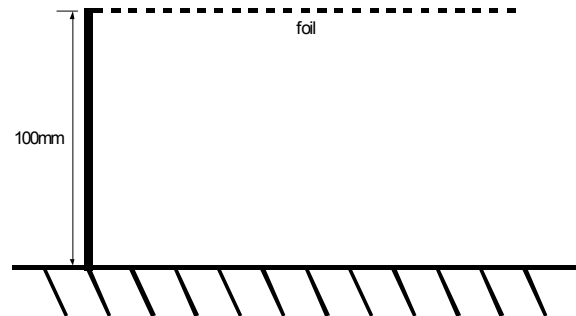
On behalf of: Normalu S.A., Rue du Sipes, 68680 Kembs

Object:

BARRISOL® Type A30 Microacoustic

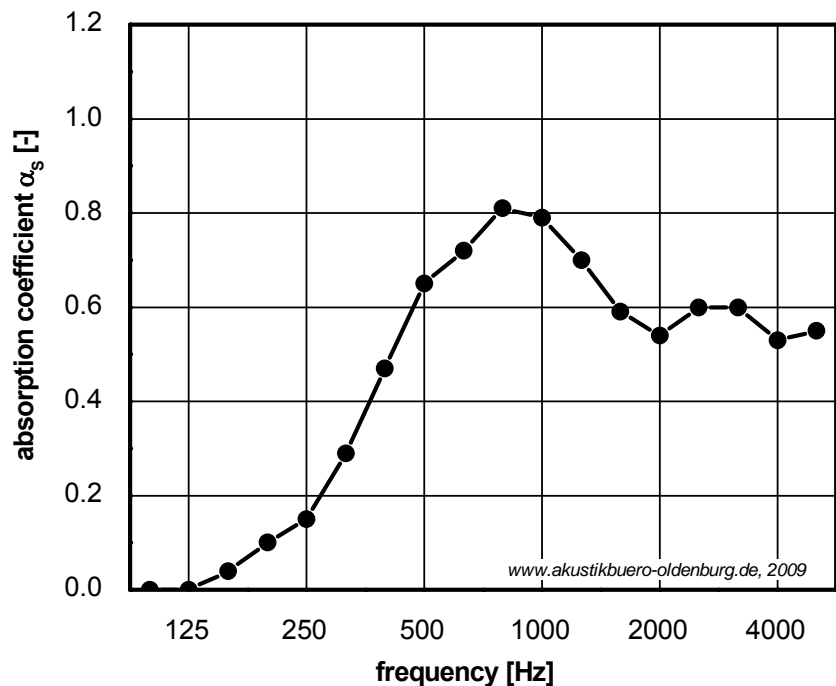
Assembly:

- 100 mm distance to the floor
- Sides tightly closed



Sound absorption coefficient α_s according to DIN EN ISO 354

Frequency [Hz]	α_s [-]
100	0.00
125	0.00
160	0.04
200	0.10
250	0.15
315	0.29
400	0.47
500	0.65
630	0.72
800	0.81
1000	0.79
1250	0.70
1600	0.59
2000	0.54
2500	0.60
3150	0.60
4000	0.53
5000	0.55



Practical Sound absorption coefficient α_p according to DIN EN ISO 11654

Frequency [Hz]	α_p [-]
125	0.00
250	0.20
500	0.60
1000	0.75
2000	0.60
4000	0.55

NRC = 0.55
SAA = 0.53
 $\alpha_w = 0.50$ (M)
Sound Absorption Class D

Rev. chamber: ITAP GmbH
Date: 21.08.2008
Volume: 200 m³
Specimen size: 12 m²
Temperature: 19°C
Humidity: 80 %



Akustikbüro Oldenburg

Dr. Christian Nocke

p14-A30_100_OI200808BL07

Oldenburg, May 7th, 2009

Signature:

Sound absorption coefficient according to ISO 354, DIN EN ISO 11654, ASTM C 423

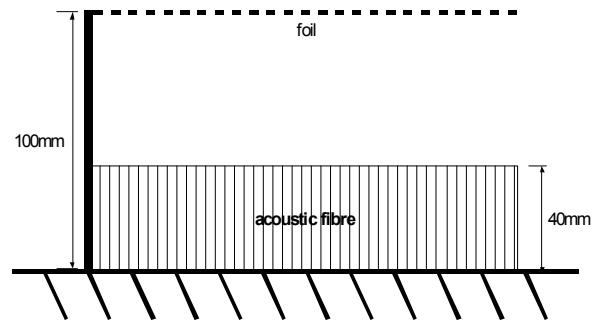
On behalf of: Normalu S.A., Rue du Sipes, 68680 Kembs

Object:

BARRISOL® Type A30 Microacoustic

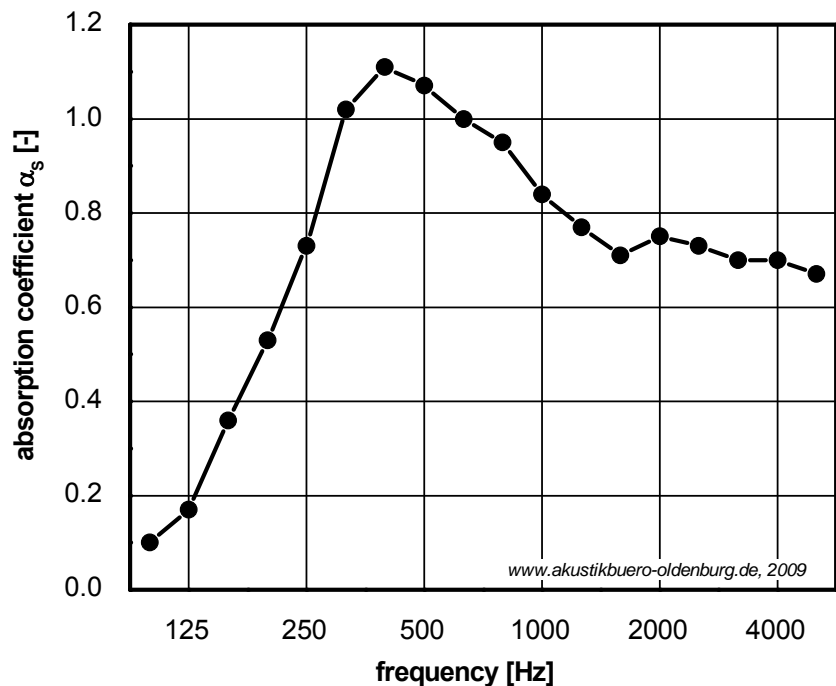
Assembly:

- 100 mm distance to the floor
- 40 mm acoustic fibre
- Sides tightly closed



Sound absorption coefficient α_s according to DIN EN ISO 354

Frequency [Hz]	α_s [-]
100	0.10
125	0.17
160	0.36
200	0.53
250	0.73
315	1.02
400	1.11
500	1.07
630	1.00
800	0.95
1000	0.84
1250	0.77
1600	0.71
2000	0.75
2500	0.73
3150	0.70
4000	0.70
5000	0.67



Practical Sound absorption coefficient α_p according to DIN EN ISO 11654

Frequency [Hz]	α_p [-]
125	0.20
250	0.75
500	1.00
1000	0.85
2000	0.75
4000	0.70

NRC = 0.85
SAA = 0.85
 $\alpha_w = 0.80$
Sound Absorption Class B

Rev. chamber: ITAP GmbH
Date: 21.08.2008
Volume: 200 m³
Specimen size: 12 m²
Temperature: 19°C
Humidity: 80 %



Akustikbüro Oldenburg

Dr. Christian Nocke

p15-A30_100mw40_OI200808BL06

Oldenburg, May 7th, 2009

Signature:

Sound absorption coefficient according to ISO 354, DIN EN ISO 11654, ASTM C 423

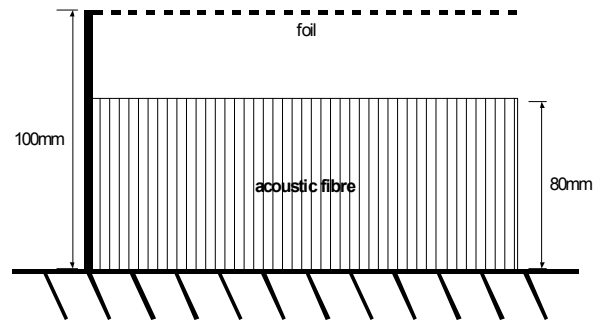
On behalf of: Normalu S.A., Rue du Sipes, 68680 Kembs

Object:

BARRISOL® Type A30 Microacoustic

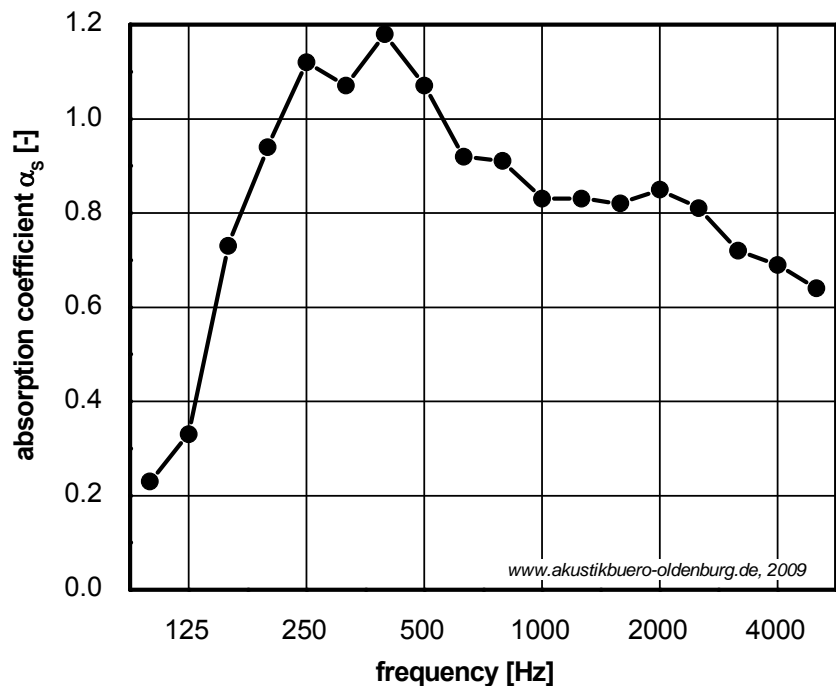
Assembly:

- 100 mm distance to the floor
- 80 mm acoustic fibre
- Sides tightly closed



Sound absorption coefficient α_s according to DIN EN ISO 354

Frequency [Hz]	α_s [-]
100	0.23
125	0.33
160	0.73
200	0.94
250	1.12
315	1.07
400	1.18
500	1.07
630	0.92
800	0.91
1000	0.83
1250	0.83
1600	0.82
2000	0.85
2500	0.81
3150	0.72
4000	0.69
5000	0.64



Practical Sound absorption coefficient α_p according to DIN EN ISO 11654

Frequency [Hz]	α_p [-]
125	0.45
250	1.00
500	1.00
1000	0.85
2000	0.85
4000	0.70

NRC = 0.95
SAA = 0.95
 $\alpha_w = 0.85$ (L)
Sound Absorption Class B

Rev. chamber: ITAP GmbH
Date: 21.08.2008
Volume: 200 m³
Specimen size: 12 m²
Temperature: 19°C
Humidity: 80 %



Akustikbüro Oldenburg

Dr. Christian Nocke

p16-A30_100mw80_OI200808BL11

Oldenburg, May 7th, 2009

Signature:

Sound absorption coefficient according to ISO 354, DIN EN ISO 11654, ASTM C 423

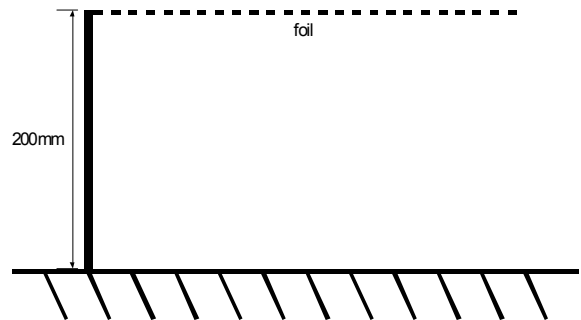
On behalf of: Normalu S.A., Rue du Sipes, 68680 Kembs

Object:

BARRISOL® Type A30 Microacoustic

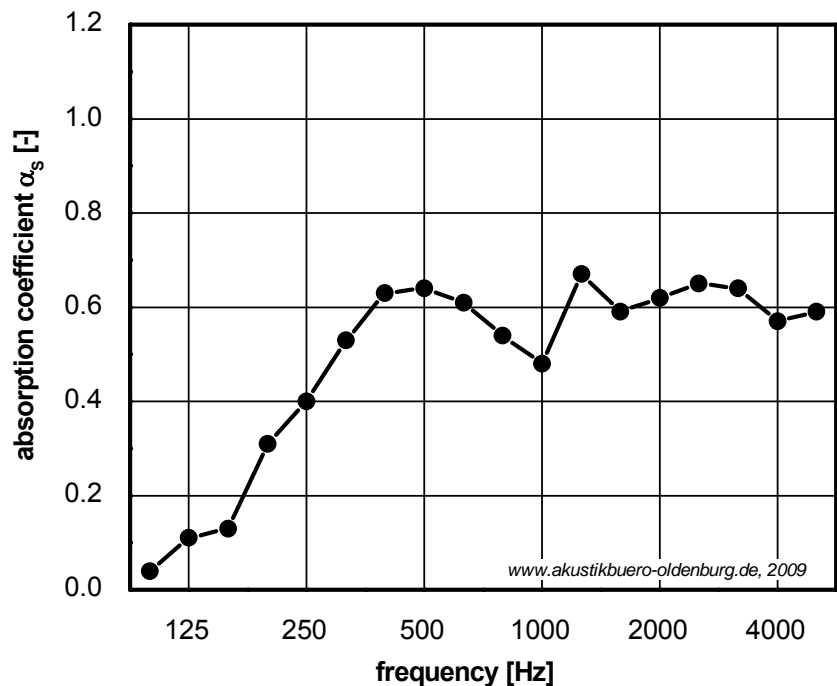
Assembly:

- 200 mm distance to the floor
- Sides tightly closed



Sound absorption coefficient α_s according to DIN EN ISO 354

Frequency [Hz]	α_s [-]
100	0.04
125	0.11
160	0.13
200	0.31
250	0.40
315	0.53
400	0.63
500	0.64
630	0.61
800	0.54
1000	0.48
1250	0.67
1600	0.59
2000	0.62
2500	0.65
3150	0.64
4000	0.57
5000	0.59



Practical Sound absorption coefficient α_p according to DIN EN ISO 11654

Frequency [Hz]	α_p [-]
125	0.10
250	0.40
500	0.65
1000	0.55
2000	0.60
4000	0.60

NRC = 0.55
SAA = 0.56
 $\alpha_w = 0.60$
Sound Absorption Class C

Rev. chamber: ITAP GmbH
Date: 21.08.2008
Volume: 200 m³
Specimen size: 12 m²
Temperature: 19°C
Humidity: 80 %



Akustikbüro Oldenburg

Dr. Christian Nocke

p17-A30_200_OI200808BL19

Oldenburg, May 7th, 2009

Signature:

Sound absorption coefficient according to ISO 354, DIN EN ISO 11654, ASTM C 423

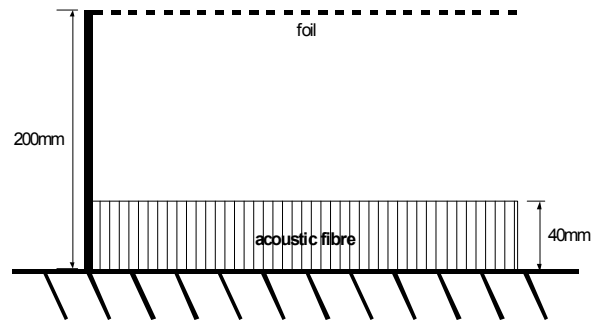
On behalf of: Normalu S.A., Rue du Sipes, 68680 Kembs

Object:

BARRISOL® Type A30 Microacoustic

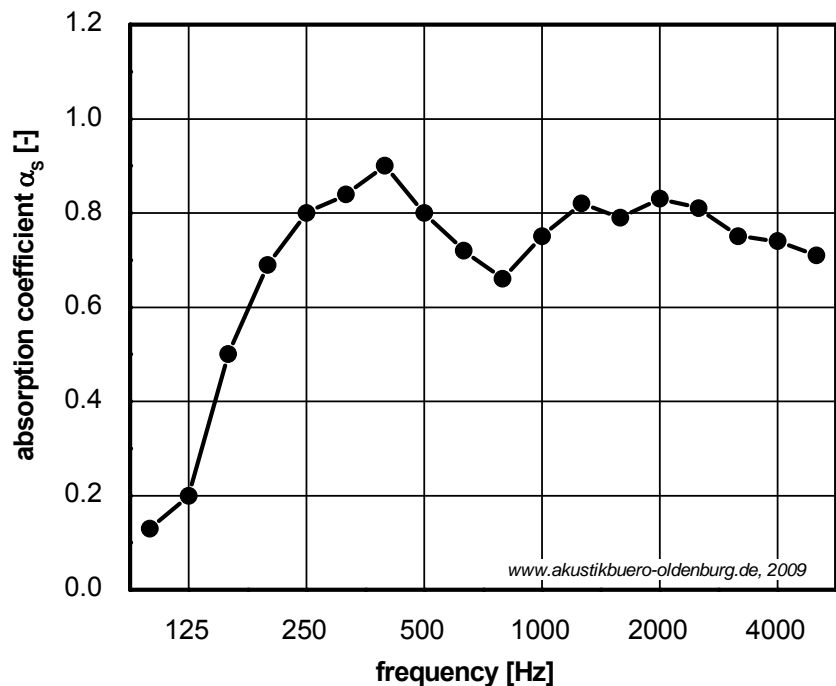
Assembly:

- 200 mm distance to the floor
- 40 mm acoustic fibre
- Sides tightly closed



Sound absorption coefficient α_s according to DIN EN ISO 354

Frequency [Hz]	α_s [-]
100	0.13
125	0.20
160	0.50
200	0.69
250	0.80
315	0.84
400	0.90
500	0.80
630	0.72
800	0.66
1000	0.75
1250	0.82
1600	0.79
2000	0.83
2500	0.81
3150	0.75
4000	0.74
5000	0.71



Practical Sound absorption coefficient α_p according to DIN EN ISO 11654

Frequency [Hz]	α_p [-]
125	0.30
250	0.80
500	0.80
1000	0.75
2000	0.80
4000	0.75

NRC = 0.80
SAA = 0.78
 $\alpha_w = 0.80$
Sound Absorption Class B

Rev. chamber: ITAP GmbH
Date: 21.08.2008
Volume: 200 m³
Specimen size: 12 m²
Temperature: 19°C
Humidity: 80 %



Akustikbüro Oldenburg

Dr. Christian Nocke

p18-A30_200mw40_OI200808BL16

Oldenburg, May 7th, 2009

Signature:

Sound absorption coefficient according to ISO 354, DIN EN ISO 11654, ASTM C 423

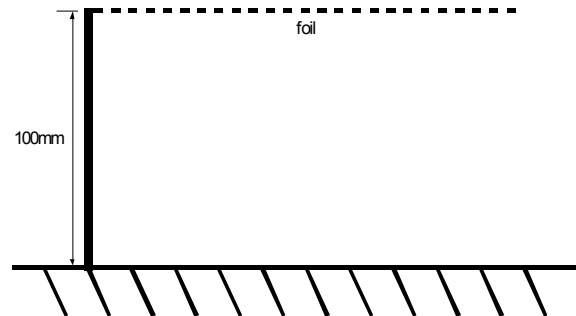
On behalf of: Normalu S.A., Rue du Sipes, 68680 Kembs

Object:

BARRISOL® Type A40 Miniperf

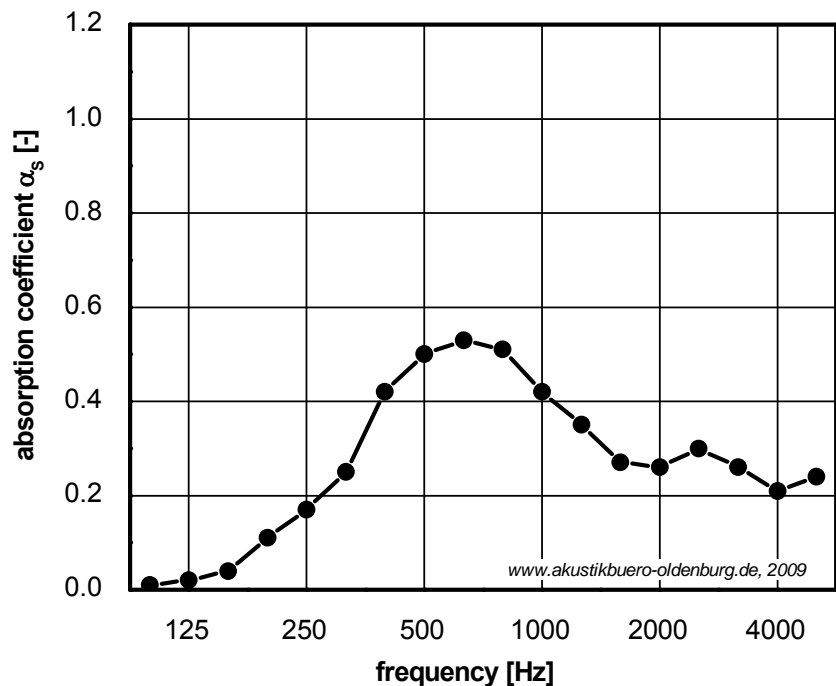
Assembly:

- 100 mm distance to the floor
- Sides tightly closed



Sound absorption coefficient α_s according to DIN EN ISO 354

Frequency [Hz]	α_s [-]
100	0.01
125	0.02
160	0.04
200	0.11
250	0.17
315	0.25
400	0.42
500	0.50
630	0.53
800	0.51
1000	0.42
1250	0.35
1600	0.27
2000	0.26
2500	0.30
3150	0.26
4000	0.21
5000	0.24



Practical Sound absorption coefficient α_p according to DIN EN ISO 11654

Frequency [Hz]	α_p [-]
125	0.00
250	0.20
500	0.50
1000	0.45
2000	0.30
4000	0.25

NRC = 0.35
SAA = 0.34
 $\alpha_w = 0.35$
Sound Absorption Class D

Rev. chamber: ITAP GmbH
Date: 21.08.2008
Volume: 200 m³
Specimen size: 12 m²
Temperature: 19°C
Humidity: 80 %



Akustikbüro Oldenburg

Dr. Christian Nocke

p19-A40_100_OI200808BL08

Oldenburg, May 7th, 2009

Signature:

Sound absorption coefficient according to ISO 354, DIN EN ISO 11654, ASTM C 423

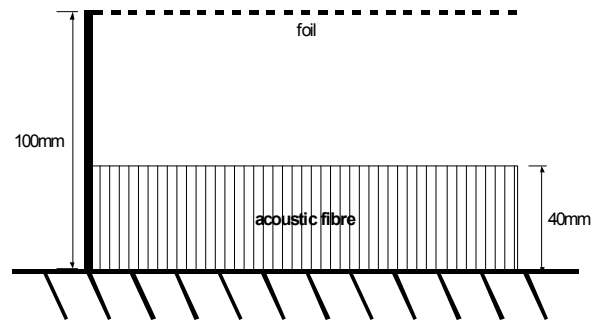
On behalf of: Normalu S.A., Rue du Sipes, 68680 Kembs

Object:

BARRISOL® Type A40 Miniperf

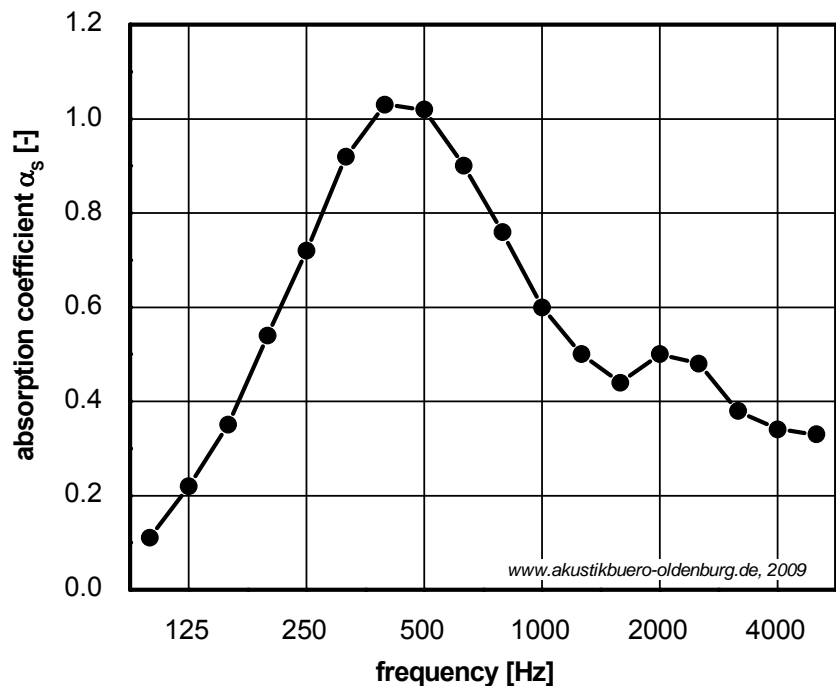
Assembly:

- 100 mm distance to the floor
- 40 mm acoustic fibre
- Sides tightly closed



Sound absorption coefficient α_s according to DIN EN ISO 354

Frequency [Hz]	α_s [-]
100	0.11
125	0.22
160	0.35
200	0.54
250	0.72
315	0.92
400	1.03
500	1.02
630	0.90
800	0.76
1000	0.60
1250	0.50
1600	0.44
2000	0.50
2500	0.48
3150	0.38
4000	0.34
5000	0.33



Practical Sound absorption coefficient α_p according to DIN EN ISO 11654

Frequency [Hz]	α_p [-]
125	0.25
250	0.75
500	1.00
1000	0.60
2000	0.45
4000	0.35

NRC = 0.70
SAA = 0.70
 $\alpha_w = 0.50$ (LM)
Sound Absorption Class D

Rev. chamber: ITAP GmbH
Date: 21.08.2008
Volume: 200 m³
Specimen size: 12 m²
Temperature: 19°C
Humidity: 80 %



Akustikbüro Oldenburg

Dr. Christian Nocke

p20-A40_100mw40_OI200808BL09

Oldenburg, May 7th, 2009

Signature:

Sound absorption coefficient according to ISO 354, DIN EN ISO 11654, ASTM C 423

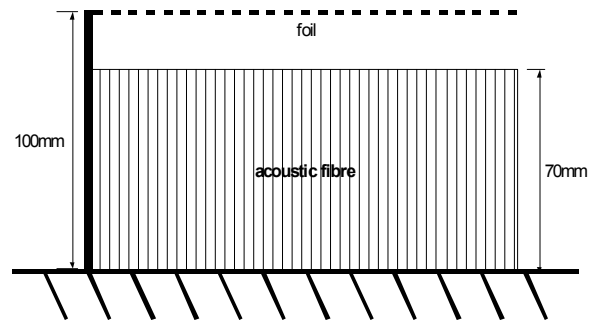
On behalf of: Normalu S.A., Rue du Sipes, 68680 Kembs

Object:

BARRISOL® Type A40 Miniperf

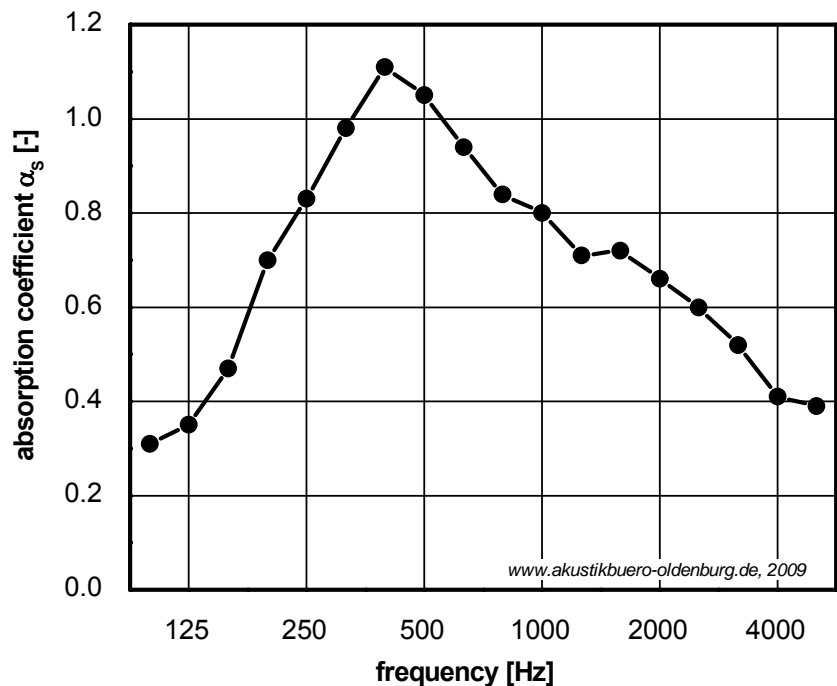
Assembly:

- 100 mm distance to the floor
- 70 mm acoustic fibre
- Sides tightly closed



Sound absorption coefficient α_s according to DIN EN ISO 354

Frequency [Hz]	α_s [-]
100	0.31
125	0.35
160	0.47
200	0.70
250	0.83
315	0.98
400	1.11
500	1.05
630	0.94
800	0.84
1000	0.80
1250	0.71
1600	0.72
2000	0.66
2500	0.60
3150	0.52
4000	0.41
5000	0.39



Practical Sound absorption coefficient α_p according to DIN EN ISO 11654

Frequency [Hz]	α_p [-]
125	0.40
250	0.85
500	1.00
1000	0.80
2000	0.65
4000	0.45

NRC = 0.85
SAA = 0.83
 $\alpha_w = 0.65$ (LM)
Sound Absorption Class C

Rev. chamber: ITAP GmbH
Date: 19.07.2007
Volume: 200 m³
Specimen size: 12 m²
Temperature: 22°C
Humidity: 71 %



Akustikbüro Oldenburg

Dr. Christian Nocke

p21-A40_100mw70_OI200708Mess08

Oldenburg, May 7th, 2009

Signature:

Sound absorption coefficient according to ISO 354, DIN EN ISO 11654, ASTM C 423

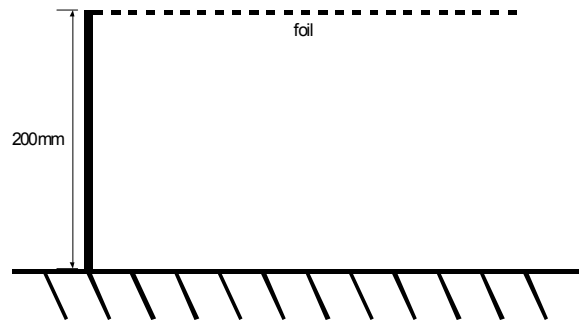
On behalf of: Normalu S.A., Rue du Sipes, 68680 Kembs

Object:

BARRISOL® Type A40 Miniperf

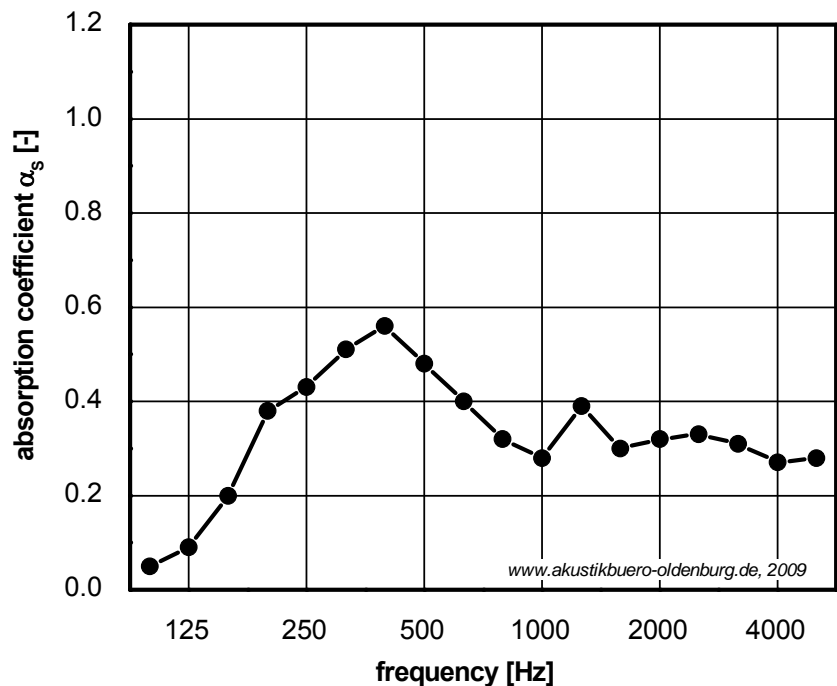
Assembly:

- 200 mm distance to the floor
- Sides tightly closed



Sound absorption coefficient α_s according to DIN EN ISO 354

Frequency [Hz]	α_s [-]
100	0.05
125	0.09
160	0.20
200	0.38
250	0.43
315	0.51
400	0.56
500	0.48
630	0.40
800	0.32
1000	0.28
1250	0.39
1600	0.30
2000	0.32
2500	0.33
3150	0.31
4000	0.27
5000	0.28



Practical Sound absorption coefficient α_p according to DIN EN ISO 11654

Frequency [Hz]	α_p [-]
125	0.10
250	0.45
500	0.50
1000	0.35
2000	0.30
4000	0.30

NRC = 0.40
SAA = 0.39
 $\alpha_w = 0.35$ (L)
Sound Absorption Class D

Rev. chamber: ITAP GmbH
Date: 21.08.2008
Volume: 200 m³
Specimen size: 12 m²
Temperature: 19°C
Humidity: 80 %



Akustikbüro Oldenburg

Dr. Christian Nocke

p22-A40_200_OI200808BL18

Oldenburg, May 7th, 2009

Signature:

Sound absorption coefficient according to ISO 354, DIN EN ISO 11654, ASTM C 423

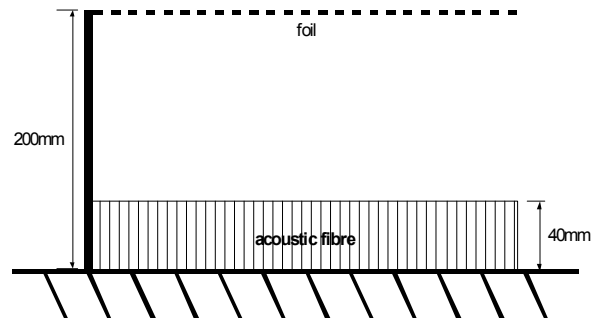
On behalf of: Normalu S.A., Rue du Sipes, 68680 Kembs

Object:

BARRISOL® Type A40 Miniperf

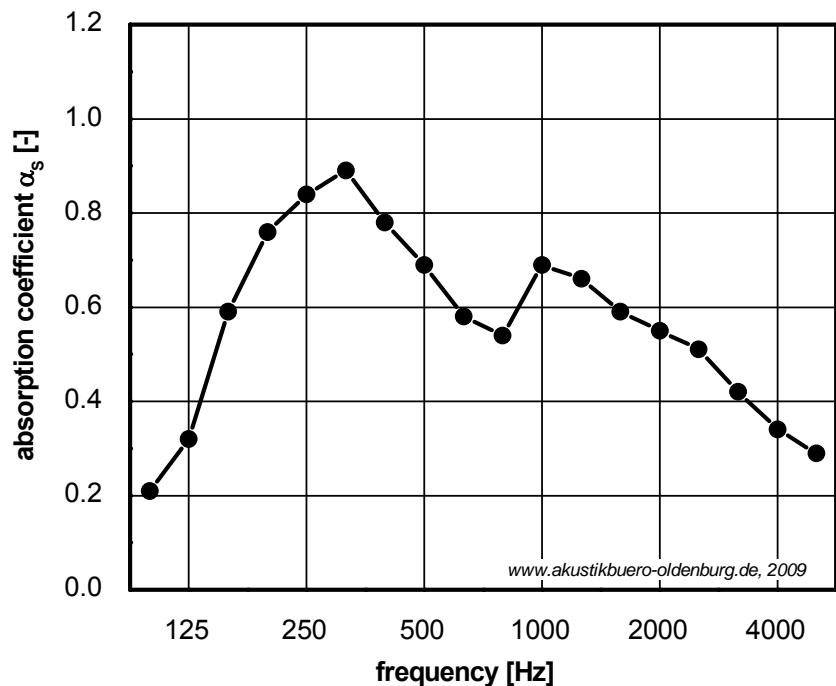
Assembly:

- 200 mm distance to the floor
- 40 mm acoustic fibre
- Sides tightly closed



Sound absorption coefficient α_s according to DIN EN ISO 354

Frequency [Hz]	α_s [-]
100	0.21
125	0.32
160	0.59
200	0.76
250	0.84
315	0.89
400	0.78
500	0.69
630	0.58
800	0.54
1000	0.69
1250	0.66
1600	0.59
2000	0.55
2500	0.51
3150	0.42
4000	0.34
5000	0.29



Practical Sound absorption coefficient α_p according to DIN EN ISO 11654

Frequency [Hz]	α_p [-]
125	0.35
250	0.80
500	0.70
1000	0.65
2000	0.55
4000	0.35

NRC = 0.70
SAA = 0.67
 $\alpha_w = 0.55$ (L)
Sound Absorption Class D

Rev. chamber: ITAP GmbH
Date: 21.08.2008
Volume: 200 m³
Specimen size: 12 m²
Temperature: 19°C
Humidity: 80 %



Akustikbüro Oldenburg

Dr. Christian Nocke

p23-A40_200mw40_OI200808BL17

Oldenburg, May 7th, 2009

Signature: